

# Product Data Sheet

VarPol Female connector 2-row,  
Part No. 962-60nn2-07

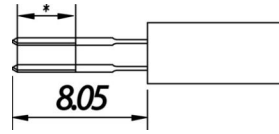



Illustration similar



Parallel



Perpendicular



Press-fit

- Performance Level 3
- Press-fit
- termination length 8.05 mm
- 2 - 108 contacts (nn in part number = pins / row)
- 2-row



» to product on [www.ept.de](http://www.ept.de)



» to product group Varpol connectors

# Product Data Sheet

VarPol Female connector 2-row,  
Part No. 962-60nn2-07



## Technical Specifications

### Basics

Performance Level	3
No. of Contacts	2 - 108
Termination Technology	Press-fit
Termination Length	8.05 mm
Board-to-Board Distance	11.45 mm - 14.4 mm
Operating Temperature Range	-55°C to +125°C

### Material

Insulator Material	PBT glass filled, UL 94 V-0
Contact Material	Copper alloy

### Mechanical

Pitch	2.54 mm
Mating Force per Pin	max. 0.9 N
Separating Force per Pin	min 0.6 N

### Electrical

Operational Current	max. 1.9 A
Operational Voltage	150 V
Contact Resistance	< 20 mΩ
Clearance and Creepage	1.2 mm
Insulation Resistance	> 10 <sup>6</sup> MΩ

### Approval / Compliance

UL file	E130314
Environment	RoHS compliant

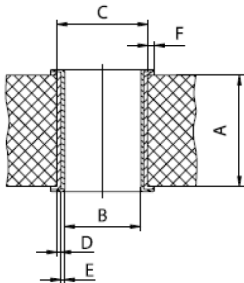
# Product Data Sheet

## VarPol Female connector 2-row, Part No. 962-60nn2-07



### Hole Specifications

Plated through-hole according to IEC 60352-5



Material	imm. Sn printed circuit boards
<b>Nominal Hole</b>	<b>Ø 1.0 mm</b>
<b>A PCB Thickness</b>	min 1.44 mm
<b>B Plated Hole</b>	Ø 1.0 +0.09 / -0.06 mm
<b>C Drill Hole</b>	1.15 ±0.025 mm
<b>D Cu Plating</b>	min. 25 µm
<b>E Surface</b>	imm. Sn plating, max. 1.5 µm
<b>F Annular Ring</b>	min. 0.1 mm

Material	pure Cu printed circuit boards
<b>Nominal Hole</b>	<b>Ø 1.0 mm</b>
<b>A PCB Thickness</b>	min 1.44 mm
<b>B Plated Hole</b>	Ø 1.0 +0.09 / -0.06 mm
<b>C Drill Hole</b>	1.15 ±0.025 mm
<b>D Cu Plating</b>	min. 25 µm
<b>E Surface</b>	OSP, z.B. GLICOAT-SMD (F2) with 0.12 - 0.15 µm
<b>F Annular Ring</b>	min. 0.1 mm

Material	HAL Sn printed circuit boards
<b>Nominal Hole</b>	<b>Ø 1.0 mm</b>
<b>A PCB Thickness</b>	min 1.44 mm
<b>B Plated Hole</b>	Ø 1.0 +0.09 / -0.06 mm
<b>C Drill Hole</b>	1.15 ±0.025 mm
<b>D Cu Plating</b>	min. 25 µm
<b>E Surface</b>	HAL Sn, 5 - 15 µm
<b>F Annular Ring</b>	min. 0.1 mm

# Product Data Sheet

VarPol Female connector 2-row,  
Part No. 962-60nn2-07

---



## Accessories

» VarPol Guiding block  
Part Number 962-17nn2/1

## Drawings

Component data in 2D and 3D format you can download here:

» [PDF](#)