

Product Data Sheet

VarPol Female connector 1-row,
Part No. 961-60nn6-03

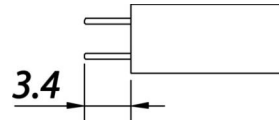



Illustration similar



Parallel



Perpendicular



Press-fit

- Performance Level 2
- Press-fit
- termination length 3.4 mm
- 2 - 36 contacts (nn in part number = pins / row)
- 1-row



» to product on www.ept.de



» to product group Varpol connectors

Product Data Sheet

VarPol Female connector 1-row,
Part No. 961-60nn6-03



Technical Specifications

Basics

Performance Level	2
No. of Contacts	2 - 36
Termination Technology	Press-fit
Termination Length	3.4 mm
Board-to-Board Distance	11.45 mm - 23.35 mm
Operating Temperature Range	-55°C to +125°C

Material

Insulator Material	PBT glass filled, UL 94 V-0
Contact Material	Copper alloy

Mechanical

Pitch	2.54 mm
Mating Force per Pin	max. 0.9 N
Separating Force per Pin	min 0.6 N

Electrical

Operational Current	max. 1.9 A
Operational Voltage	150 V
Contact Resistance	< 20 mΩ
Clearance and Creepage	1.2 mm
Insulation Resistance	> 10 ⁶ MΩ

Approval / Compliance

UL file	E130314
Environment	RoHS compliant

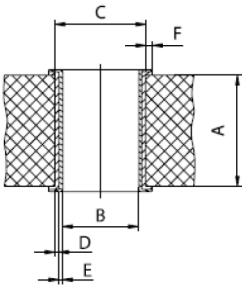
Product Data Sheet

VarPol Female connector 1-row, Part No. 961-60nn6-03



Hole Specifications

Plated through-hole according to IEC 60352-5



Material	imm. Sn printed circuit boards
Nominal Hole	Ø 1.0 mm
A PCB Thickness	min 1.44 mm
B Plated Hole	Ø 1.0 +0.09 / -0.06 mm
C Drill Hole	1.15 ±0.025 mm
D Cu Plating	min. 25 µm
E Surface	imm. Sn plating, max. 1.5 µm
F Annular Ring	min. 0.1 mm

Material	Ni, Au printed circuit boards
Nominal Hole	Ø 1.0 mm
A PCB Thickness	min 1.44 mm
B Plated Hole	Ø 1.0 +0.09 / -0.06 mm
C Drill Hole	1.15 ±0.025 mm
D Cu Plating	min. 25 µm
E Surface	Ni, Au plating, 0.05 - 0.2 µm Au over 2.5 - 5 µm Ni
F Annular Ring	min. 0.1 mm

Material	pure Cu printed circuit boards
Nominal Hole	Ø 1.0 mm
A PCB Thickness	min 1.44 mm
B Plated Hole	Ø 1.0 +0.09 / -0.06 mm
C Drill Hole	1.15 ±0.025 mm
D Cu Plating	min. 25 µm
E Surface	OSP, z.B. GLICOAT-SMD (F2) with 0.12 - 0.15 µm
F Annular Ring	min. 0.1 mm

Material	HAL Sn printed circuit boards
Nominal Hole	Ø 1.0 mm
A PCB Thickness	min 1.44 mm
B Plated Hole	Ø 1.0 +0.09 / -0.06 mm
C Drill Hole	1.15 ±0.025 mm
D Cu Plating	min. 25 µm
E Surface	HAL Sn, 5 - 15 µm
F Annular Ring	min. 0.1 mm

Product Data Sheet

VarPol Female connector 1-row,
Part No. 961-60nn6-03



Drawings

Component data in 2D and 3D format you can download here:

[» PDF](#)