

Product Data Sheet

DIN 41612 Male 90°, type M,
Part No. 123-40121-00

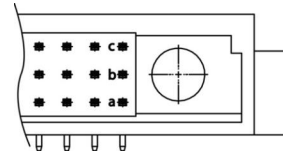
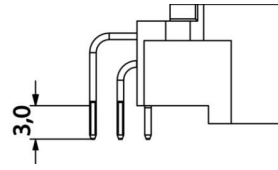


Illustration similar



Perpendicular



Through Hole



Power



Rugged

- Termination length 3 mm
- 78 + 2 contacts
- solder
- performance level 2



» to product on www.ept.de



» to product group DIN 41612

Product Data Sheet

DIN 41612 Male 90°, type M,
Part No. 123-40121-00



Technical Specifications

Basics

Specification	IEC 60603-2 (DIN 41612)
Performance Level	2
No. of Contacts	78 + 2
Termination Technology	solder
Termination Length	3 mm
Operating Temperature Range	-55°C to +125°C

Material

Insulator Material	PBT glass filled UL 94 V-0
CTI value <i>IEC 60112</i>	200
Contact Material	Copper alloy

Mechanical

Pitch	2.54 mm
Mating Force	< 74 N
Separating Force per Pin	> 0.15 N
Durability	400 mating cycles

Electrical

Operational Current	4.8 A
Contact Resistance	<20 mΩ
Clearance and Creepage	≥ 1.2 mm
Insulation Resistance	>10 ⁶ MΩ
Test Voltage	1000 V

Processing

Soldering Temperature	to 260°C
-----------------------	----------

Approval / Compliance

UL file	E130314
Environment	RoHS compliant

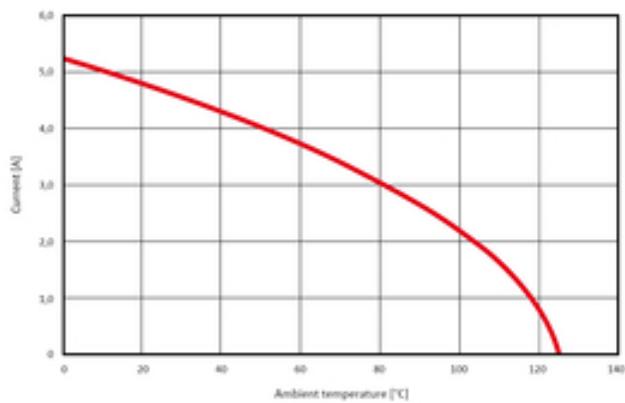
Product Data Sheet

DIN 41612 Male 90°, type M,
Part No. 123-40121-00



Derating Diagram

Current carrying capacity DIN M signaling contacts
max. 4.8A at 20°C



Product Data Sheet

DIN 41612 Male 90°, type M,
Part No. 123-40121-00



Modifications

Available on request

- Pre-mating and late-mating contacts
- Contact arrangement
- Performance levels I + III or customer-specific

Drawings

Component data in 2D and 3D format you can download here:

[» PDF](#)

[» 3D IGES](#)

[» 3D STEP](#)

[» 3D PDF](#)