

Product Data Sheet

DIN 41612 Male straight, type R/3,
Part No. 115-80064TH

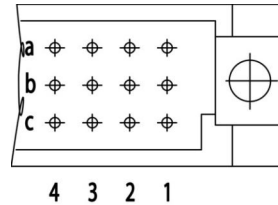
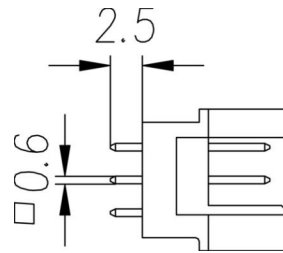



Illustration similar



Parallel



Perpendicular



Through Hole



Rugged

- Termination length 2.5 mm
- 30 contacts
- THTR
- performance level 2



» to product on www.ept.de



» to product group DIN 41612

Product Data Sheet

DIN 41612 Male straight, type R/3,
Part No. 115-80064TH



Technical Specifications

Basics

Specification	IEC 60603-2 (DIN 41612)
Performance Level	2
No. of Contacts	30
Termination Technology	THTR
Termination Length	2.5 mm
Board-to-Board Distance	16.85 mm
Operating Temperature Range	-55°C to +125°C

Material

Insulator Material	PA glass filled UL 94 V-0
CTI value <i>IEC 60112</i>	600
Contact Material	Copper alloy

Mechanical

Pitch	2.54 mm
Mating Force	< 28 N
Separating Force per Pin	> 0.15 N
Durability	400 mating cycles

Electrical

Operational Current	2.6 A
Contact Resistance	< 20 mΩ
Clearance and Creepage	≥ 1.2 mm
Insulation Resistance	> 10 ⁶ MΩ
Test Voltage	1000 V

Processing

Soldering Temperature	260°C per J-STD-020
MSL	1

Approval / Compliance

UL file	E130314
Environment	RoHS compliant

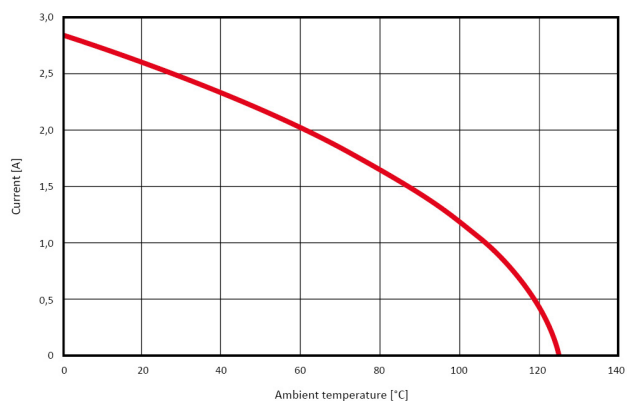
Product Data Sheet

DIN 41612 Male straight, type R/3,
Part No. 115-80064TH



Derating Diagram

Current carrying capacity DIN R (96 pins)
max. 2.6A at 20°C



Product Data Sheet

DIN 41612 Male straight, type R/3,
Part No. 115-80064TH



Options

Board Lock

Suitable for connectors with type B, C, D, E, F low profile, G low profile, M female connectors and R male connectors



Type of Insertion	Forces			Part Number	PCB Thickness
	F_m	not soldered F_h	soldered F_h		
Locked	< 20 N	> 10 N	> 25 N	115-80064THC1	1.6 mm
Under Tension	< 20 N	> 5 N	> 25 N	115-80064THC2	2.4 mm
				115-80064THC3	3.6 mm

Modifications

Available on request

- Pre-mating and late-mating contacts
- Without flange
- Special contact length
- Performance levels I + III or customer-specific
- Contact arrangement

Drawings

Component data for this product you can request through sales@ept.de