

# Product Data Sheet

DIN 41612 Male straight, type R,  
Part No. 115-40066

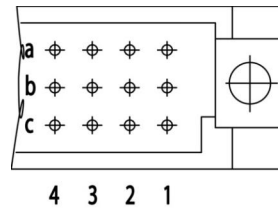
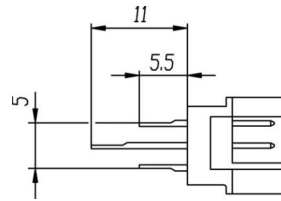



Illustration similar



Parallel



Perpendicular



Through Hole



Rugged

- Termination length 5.5/11 mm
- 96 contacts
- hand solder
- performance level 2



» to product on [www.ept.de](http://www.ept.de)



» to product group DIN 41612

# Product Data Sheet

DIN 41612 Male straight, type R,  
Part No. 115-40066



## Technical Specifications

### Basics

Specification	IEC 60603-2 (DIN 41612)
Performance Level	2
No. of Contacts	96
Termination Technology	solder
Termination Length	5.5 mm / 11 mm
Board-to-Board Distance	16.85 mm
Operating Temperature Range	-55°C to +125°C

### Material

Insulator Material	PBT glass filled UL 94 V-0
CTI value <i>IEC 60112</i>	200
Contact Material	Copper alloy

### Mechanical

Pitch	2.54 mm
Mating Force	< 90 N
Separating Force per Pin	> 0.15 N
Durability	400 mating cycles

### Electrical

Operational Current	2.6 A
Contact Resistance	< 20 mΩ
Clearance and Creepage	≥ 1.2 mm
Insulation Resistance	> 10 <sup>6</sup> MΩ
Test Voltage	1000 V

### Processing

Soldering Temperature	to 260°C
-----------------------	----------

### Approval / Compliance

UL file	E130314
Environment	RoHS compliant

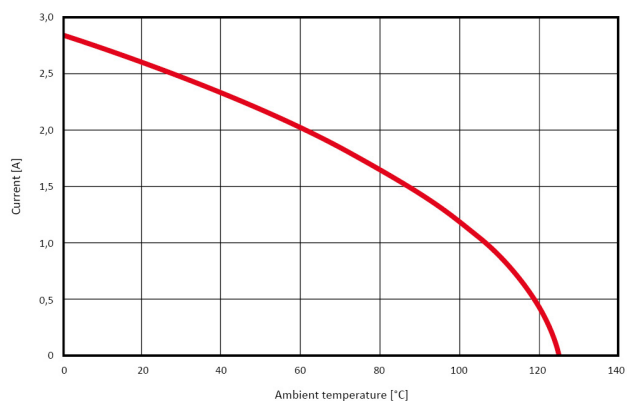
# Product Data Sheet

DIN 41612 Male straight, type R,  
Part No. 115-40066



## Derating Diagram

Current carrying capacity DIN R (96 pins)  
max. 2.6A at 20°C



# Product Data Sheet

DIN 41612 Male straight, type R,  
Part No. 115-40066

---



## Modifications

Available on request

- Pre-mating and late-mating contacts
- Without flange
- Special contact length
- Performance levels I + III or customer-specific
- Contact arrangement

## Drawings

Component data in 2D and 3D format you can download here:

[» PDF](#)