

Product Data Sheet

DIN 41612 Male 90°, type G,
Part No. 111-40264

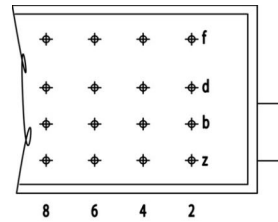
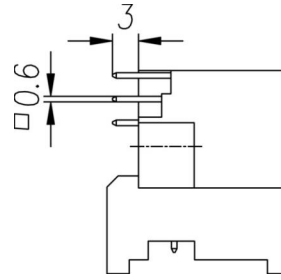



Illustration similar



Perpendicular



Through Hole



Power



Rugged

- Termination length 3 mm
- 64 contacts
- pre-mating contact at pos. Z2 & Z32
- solder
- performance level 2



» to product on www.ept.de



» to product group DIN 41612

Product Data Sheet

DIN 41612 Male 90°, type G,
Part No. 111-40264



Technical Specifications

Basics

Specification	IEC 60603-2 (DIN 41612)
Performance Level	2
No. of Contacts	64
Termination Technology	solder
Termination Length	3 mm
Operating Temperature Range	-55°C to +125°C

Material

Insulator Material	PC glass filled UL 94 V-2
CTI value <i>IEC 60112</i>	200
Contact Material	Copper alloy

Mechanical

Pitch	5.08 x 3.81 mm
Mating Force	< 100 N
Separating Force per Pin	>0.2 N
Durability	400 mating cycles

Electrical

Operational Current	5.6 A
Contact Resistance	< 15 mΩ
Clearance and Creepage	cr: ≥ 3.0 mm, cl: ≥ 1.6 mm
Insulation Resistance	> 10 ⁶ MΩ
Test Voltage	1550 V

Approval / Compliance

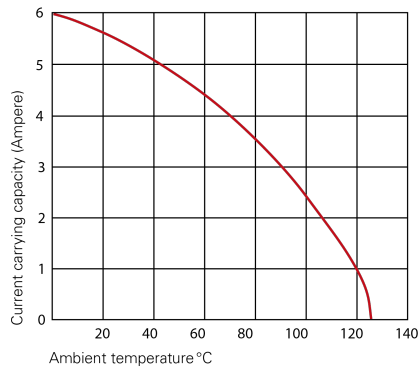
UL file	E130314
Environment	RoHS compliant

Product Data Sheet

DIN 41612 Male 90°, type G,
Part No. 111-40264



Derating Diagram



Type D, E, F, G

20 °C	5.6 A
70 °C	4.0 A
100 °C	2.5 A

Product Data Sheet

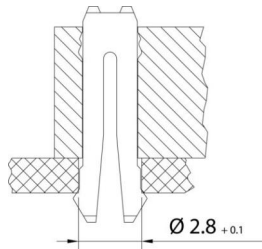
DIN 41612 Male 90°, type G,
Part No. 111-40264



Options

Board Lock 90°

Suitable for connectors with type B, C, D, E, F, G male connectors and R female connectors



Type of Insertion	Forces			PCB Thickness	Part Number
	F _m	not soldered F _h	soldered F _h		
Locked	< 30 N	> 10 N	> 20 N	≤ 1.6 mm	111-40264C1
Under Tension	< 30 N	> 7.5 N	> 20 N	> 1.6 mm	

Modifications

Available on request

- Pre-mating and late-mating contacts
- Contact arrangement
- Performance levels I + III or customer-specific
- Special contact length

Drawings

Component data for this product you can request through sales@ept.de