

Product Data Sheet

DIN 41612 Female straight, type F,
Part No. 110-40046

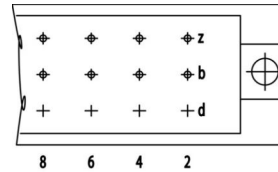
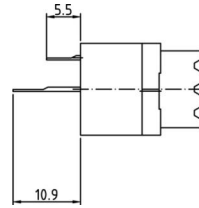


Illustration similar



Parallel



Perpendicular



Power



Rugged

- Termination length 5.5 mm / 10.9 mm
- 32 contacts
- hand solder
- performance level 2



» to product on www.ept.de



» to product group DIN 41612

Product Data Sheet

DIN 41612 Female straight, type F,
Part No. 110-40046



Technical Specifications

Basics

Specification	IEC 60603-2 (DIN 41612)
Performance Level	2
No. of Contacts	32
Termination Technology	solder
Termination Length	5.5 mm / 10.9 mm
Board-to-Board Distance	34.1 mm
Operating Temperature Range	-55°C to +125°C

Material

Insulator Material	PBT glass filled UL 94 V-0
CTI value <i>IEC 60112</i>	200
Contact Material	Copper alloy

Mechanical

Pitch	5.08 x 3.81 mm
Mating Force	< 50 N
Separating Force per Pin	>0.2 N
Durability	400 mating cycles

Electrical

Operational Current	5.6 A
Contact Resistance	< 15 mΩ
Clearance and Creepage	cr: ≥ 3.0 mm, cl: ≥ 1.6 mm
Insulation Resistance	> 10 ⁶ MΩ
Test Voltage	1550 V

Processing

Soldering Temperature	to 260°C
-----------------------	----------

Approval / Compliance

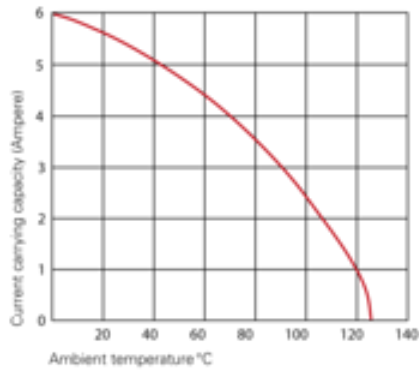
UL file	E130314
Environment	RoHS compliant

Product Data Sheet

DIN 41612 Female straight, type F,
Part No. 110-40046



Derating Diagram



Type D, E, F, G

20°C	5.6 A
70°C	4.0 A
100°C	2.5 A

Product Data Sheet

DIN 41612 Female straight, type F,
Part No. 110-40046



Modifications

Available on request

- Without flange
- Special contact length
- Performance levels I + III or customer-specific
- Contact arrangement

Accessories

- » DIN 41612 Coding type D, E, F and G
Part Number 106-10001

Drawings

Component data in 2D and 3D format you can download here:

[» PDF](#)

[» 3D IGES](#)

[» 3D STEP](#)

[» 3D PDF](#)