

Product Data Sheet

DIN 41612 Male 90°, type F,
Part No. 109-40014TH

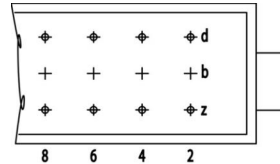
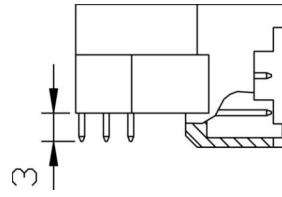



Illustration similar



Perpendicular



Through Hole



Power



Rugged

- Termination length 3 mm
- 32 contacts
- THTR
- performance level 2



» to product on www.ept.de



» to product group DIN 41612

Product Data Sheet

DIN 41612 Male 90°, type F,
Part No. 109-40014TH



Technical Specifications

Basics

Specification	IEC 60603-2 (DIN 41612)
Performance Level	2
No. of Contacts	32
Termination Technology	THTR
Termination Length	3 mm
Operating Temperature Range	-55°C to +125°C

Material

Insulator Material	PA glass filled UL 94 V-0
CTI value <i>IEC 60112</i>	600
Contact Material	Copper alloy

Mechanical

Pitch	5.08 x 3.81 mm
Mating Force	< 50 N
Separating Force per Pin	>0.2 N
Durability	400 mating cycles

Electrical

Operational Current	5.6 A
Contact Resistance	< 15 mΩ
Clearance and Creepage	cr: ≥ 3.0 mm, cl: ≥ 1.6 mm
Insulation Resistance	> 10 ⁶ MΩ
Test Voltage	1550 V

Processing

Soldering Temperature	260°C per J-STD-020
MSL	1

Approval / Compliance

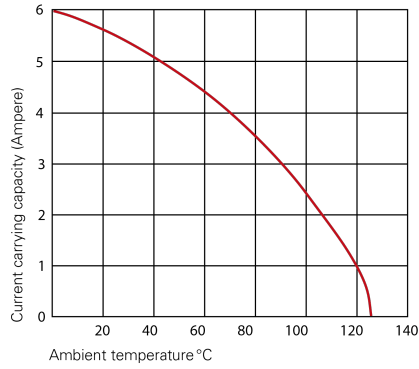
Environment	RoHS compliant
-------------	----------------

Product Data Sheet

DIN 41612 Male 90°, type F,
Part No. 109-40014TH



Derating Diagram



Type D, E, F, G

20°C 5.6 A
70°C 4.0 A
100°C 2.5 A

Product Data Sheet


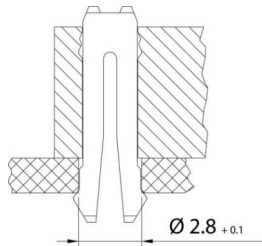
DIN 41612 Male 90°, type F,
Part No. 109-40014TH



Options

Board Lock 90°

Suitable for connectors with type B, C, D, E, F, G male connectors and R female connectors



Type of Insertion	Forces			PCB Thickness	Part Number
	F_m	not soldered F_h	soldered F_h		
Locked	< 30 N	> 10 N	> 20 N	≤ 1.6 mm	109-40014THC1
Under Tension	< 30 N	> 7.5 N	> 20 N	> 1.6 mm	

Modifications

Available on request

- Pre-mating and late-mating contacts
- Contact arrangement
- Performance levels I + III or customer-specific
- Special contact length

Drawings

Component data for this product you can request through sales@ept.de