

Product Data Sheet

DIN 41612 Male straight, type E,
Part No. 107-40016

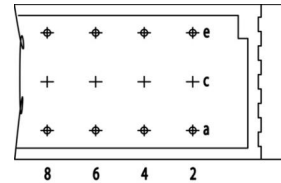
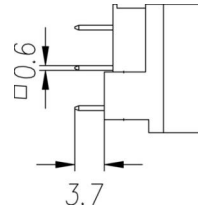



Illustration similar



Parallel



Through Hole



Power



Rugged

- Termination length 3.7 mm
- 32 contacts
- solder
- performance level 2
- flange perpendicular to termination direction



» to product on www.ept.de



» to product group DIN 41612

Product Data Sheet

DIN 41612 Male straight, type E,
Part No. 107-40016



Technical Specifications

Basics

| | |
|-----------------------------|-------------------------|
| Specification | IEC 60603-2 (DIN 41612) |
| Performance Level | 2 |
| No. of Contacts | 32 |
| Termination Technology | solder |
| Termination Length | 3.7 mm |
| Board-to-Board Distance | 17.85 mm |
| Operating Temperature Range | -55°C to +125°C |

Material

| | |
|-------------------------------|----------------------------|
| Insulator Material | PBT glass filled UL 94 V-0 |
| CTI value <i>IEC 60112</i> | 200 |
| Contact Material | Copper alloy |

Mechanical

| | |
|--------------------------|-------------------|
| Pitch | 5.08 mm |
| Mating Force | < 50 N |
| Separating Force per Pin | > 0.15 N |
| Durability | 400 mating cycles |

Electrical

| | |
|------------------------|----------------------|
| Operational Current | 5.6 A |
| Contact Resistance | < 15 mΩ |
| Clearance and Creepage | ≥ 3.0 mm |
| Insulation Resistance | > 10 ⁶ MΩ |
| Test Voltage | 1500 V |

Processing

| | |
|-----------------------|----------|
| Soldering Temperature | to 260°C |
|-----------------------|----------|

Approval / Compliance

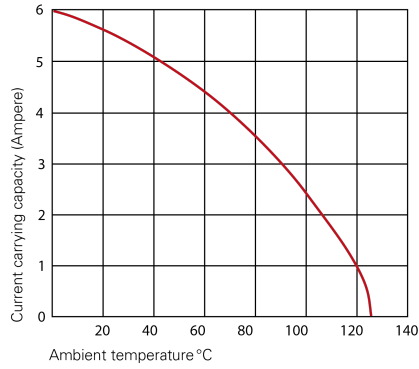
| | |
|-------------|----------------|
| UL file | E130314 |
| Environment | RoHS compliant |

Product Data Sheet

DIN 41612 Male straight, type E,
Part No. 107-40016



Derating Diagram



Type D, E, F, G

| | |
|--------|-------|
| 20 °C | 5.6 A |
| 70 °C | 4.0 A |
| 100 °C | 2.5 A |

Product Data Sheet

DIN 41612 Male straight, type E,
Part No. 107-40016



Modifications

Available on request

- Pre-mating and late-mating contacts
- Contact arrangement
- Performance levels I + III or customer-specific
- Special contact length

Drawings

Component data for this product you can request through sales@ept.de