

Product Data Sheet

DIN 41612 Female straight, type D,
Part No. 106-40084

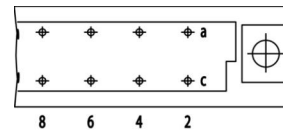
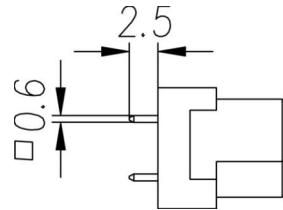



Illustration similar



Parallel



Perpendicular



Through Hole



Power



Rugged

- Termination length 2.5 mm
- termination 0.6 x 0.6
- 32 contacts
- solder
- performance level 2



» to product on www.ept.de



» to product group DIN 41612

Product Data Sheet

DIN 41612 Female straight, type D,
Part No. 106-40084



Technical Specifications

Basics

| | |
|-----------------------------|-------------------------|
| Specification | IEC 60603-2 (DIN 41612) |
| Performance Level | 2 |
| No. of Contacts | 32 |
| Termination Technology | solder |
| Termination Length | 2.5 mm |
| Board-to-Board Distance | 17.85 mm |
| Operating Temperature Range | -55°C to +125°C |

Material

| | |
|-------------------------------|----------------------------|
| Insulator Material | PBT glass filled UL 94 V-0 |
| CTI value <i>IEC 60112</i> | 200 |
| Contact Material | Copper alloy |

Mechanical

| | |
|--------------------------|-------------------|
| Pitch | 5.08 mm |
| Mating Force | < 40 N |
| Separating Force per Pin | > 0.15 N |
| Durability | 400 mating cycles |

Electrical

| | |
|------------------------|----------------------|
| Operational Current | 5.6 A |
| Contact Resistance | < 15 mΩ |
| Clearance and Creepage | ≥ 3.0 mm |
| Insulation Resistance | > 10 ⁶ MΩ |
| Test Voltage | 1500 V |

Processing

| | |
|-----------------------|----------|
| Soldering Temperature | to 260°C |
|-----------------------|----------|

Approval / Compliance

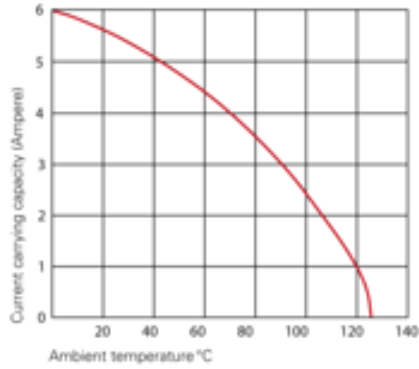
| | |
|-------------|----------------|
| UL file | E130314 |
| Environment | RoHS compliant |

Product Data Sheet

DIN 41612 Female straight, type D,
Part No. 106-40084



Derating Diagram



Type D, E, F, G

20°C 5.6 A
70°C 4.0 A
100°C 2.5 A

Product Data Sheet


DIN 41612 Female straight, type D,
Part No. 106-40084



Options

Board Lock

Suitable for connectors with type B, C, D, E, F low profile, G low profile, M female connectors and R male connectors



| | Forces | | | Part Number | PCB Thickness |
|-------------------|--------|--------------------|----------------|-------------|---------------|
| Type of Insertion | F_m | not soldered F_h | soldered F_h | 106-40084C1 | 1.6 mm |
| Locked | < 20 N | > 10 N | > 25 N | 106-40084C2 | 2.4 mm |
| Under Tension | < 20 N | > 5 N | > 25 N | 106-40084C3 | 3.6 mm |

Modifications

Available on request

- Without flange
- Special contact length
- Performance levels I + III or customer-specific
- Contact arrangement

Accessories

» DIN 41612 Coding type D, E, F and G
Part Number 106-10001

Product Data Sheet

DIN 41612 Female straight, type D,
Part No. 106-40084



Drawings

Component data in 2D and 3D format you can download here:

[» PDF](#)

[» 3D IGES](#)

[» 3D STEP](#)

[» 3D PDF](#)