

# Product Data Sheet

DIN 41612 Female straight, type C,  
Part No. 104-60044-xx

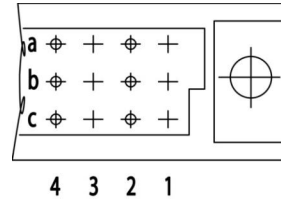
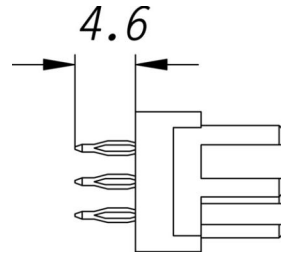


Illustration similar



Parallel



Perpendicular



Press-fit



Rugged

- Termination length 3.2 mm / 4.6 mm
- 48 contacts
- PCB 1.5 to 2.0 mm: xx = 01 (termination length = 3.2 mm)\_PCB 2.0 to 2.8 mm: xx = 02 (on request)\_PCB > 2.8 mm: xx = 03 (termination length = 4.6 mm)
- Press-fit
- Performance level 2



» to product on [www.ept.de](http://www.ept.de)



» to product group DIN 41612

# Product Data Sheet

DIN 41612 Female straight, type C,  
Part No. 104-60044-xx



## Technical Specifications

### Basics

Specification	IEC 60603-2 (DIN 41612)
Performance Level	2
No. of Contacts	48
Termination Technology	Press-fit
Termination Length	3.2 mm / 4.6 mm
Board-to-Board Distance	16.85 mm
Operating Temperature Range	-55°C to +125°C

### Material

Insulator Material	PBT glass filled UL 94 V-0
CTI value <i>IEC 60112</i>	200
Contact Material	Copper alloy

### Mechanical

Pitch	2.54 mm
Mating Force	< 45 N
Separating Force per Pin	> 0.15 N
Durability	400 mating cycles

### Electrical

Operational Current	2.6 A
Contact Resistance	< 20 mΩ
Clearance and Creepage	≥ 1.2 mm
Insulation Resistance	> 10 <sup>6</sup> MΩ
Test Voltage	1000 V

### Approval / Compliance

UL file	E130314
Environment	RoHS compliant

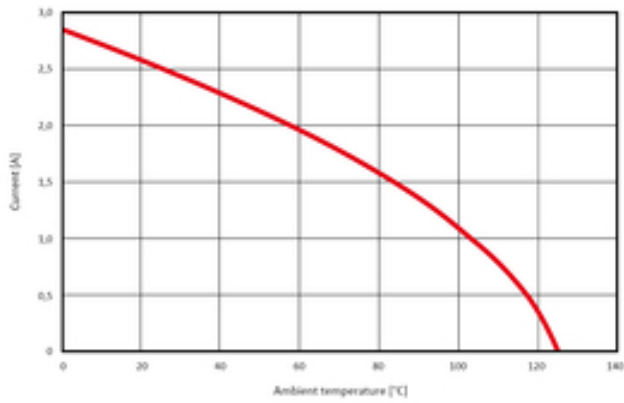
# Product Data Sheet

DIN 41612 Female straight, type C,  
Part No. 104-60044-xx



## Derating Diagram

Current carrying capacity DIN C (96 pins)  
max. 2.6A at 20°C



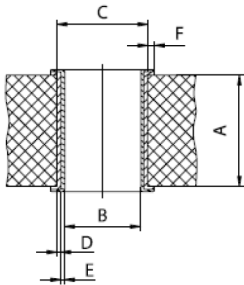
# Product Data Sheet

DIN 41612 Female straight, type C,  
Part No. 104-60044-xx



## Hole Specifications

Plated through-hole according to IEC 60352-5



Material	imm. Sn printed circuit boards
<b>Nominal Hole</b>	<b>Ø 1.0 mm</b>
<b>A PCB Thickness</b>	min 1.44 mm
<b>B Plated Hole</b>	Ø 1.0 +0.09 / -0.06 mm
<b>C Drill Hole</b>	1.15 ±0.025 mm
<b>D Cu Plating</b>	min. 25 µm
<b>E Surface</b>	imm. Sn plating, max. 1.5 µm
<b>F Annular Ring</b>	min. 0.1 mm

Material	pure Cu printed circuit boards
<b>Nominal Hole</b>	<b>Ø 1.0 mm</b>
<b>A PCB Thickness</b>	min 1.44 mm
<b>B Plated Hole</b>	Ø 1.0 +0.09 / -0.06 mm
<b>C Drill Hole</b>	1.15 ±0.025 mm
<b>D Cu Plating</b>	min. 25 µm
<b>E Surface</b>	OSP, z.B. GLICOAT-SMD (F2) with 0.12 - 0.15 µm
<b>F Annular Ring</b>	min. 0.1 mm

Material	HAL Sn printed circuit boards
<b>Nominal Hole</b>	<b>Ø 1.0 mm</b>
<b>A PCB Thickness</b>	min 1.44 mm
<b>B Plated Hole</b>	Ø 1.0 +0.09 / -0.06 mm
<b>C Drill Hole</b>	1.15 ±0.025 mm
<b>D Cu Plating</b>	min. 25 µm
<b>E Surface</b>	HAL Sn, 5 - 15 µm
<b>F Annular Ring</b>	min. 0.1 mm

# Product Data Sheet

DIN 41612 Female straight, type C,  
Part No. 104-60044-xx

---



## Modifications

Available on request

- Without flange
- Special contact length
- Performance levels I + III or customer-specific
- Contact arrangement

## Accessories

- » DIN 41612 Coding type B and C  
Part Number 104-19003

## Drawings

Component data in 2D and 3D format you can download here:

» [PDF](#)