

# Product Data Sheet

DIN 41612 Male 90°, type C/2,  
Part No. 103-90064

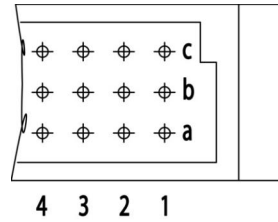
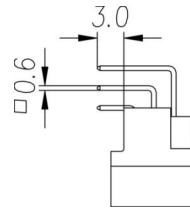



Illustration similar



Perpendicular



Through Hole



Rugged

- Termination length 3 mm
- 48 contacts
- solder
- performance level 2



» to product on [www.ept.de](http://www.ept.de)



» to product group DIN 41612

# Product Data Sheet

DIN 41612 Male 90°, type C/2,  
Part No. 103-90064



## Technical Specifications

### Basics

|                             |                         |
|-----------------------------|-------------------------|
| Specification               | IEC 60603-2 (DIN 41612) |
| Performance Level           | 2                       |
| No. of Contacts             | 48                      |
| Termination Technology      | solder                  |
| Termination Length          | 3 mm                    |
| Operating Temperature Range | -55°C to +125°C         |

### Material

|                               |                            |
|-------------------------------|----------------------------|
| Insulator Material            | PBT glass filled UL 94 V-0 |
| CTI value<br><i>IEC 60112</i> | 200                        |
| Contact Material              | Copper alloy               |

### Mechanical

|                          |                   |
|--------------------------|-------------------|
| Pitch                    | 2.54 mm           |
| Mating Force             | < 45 N            |
| Separating Force per Pin | > 0.15 N          |
| Durability               | 400 mating cycles |

### Electrical

|                        |                     |
|------------------------|---------------------|
| Operational Current    | 2.6 A               |
| Contact Resistance     | <20 mΩ              |
| Clearance and Creepage | ≥ 1.2 mm            |
| Insulation Resistance  | >10 <sup>6</sup> MΩ |
| Test Voltage           | 1000 V              |

### Processing

|                       |          |
|-----------------------|----------|
| Soldering Temperature | to 260°C |
|-----------------------|----------|

### Approval / Compliance

|             |                |
|-------------|----------------|
| UL file     | E130314        |
| Environment | RoHS compliant |

# Product Data Sheet

DIN 41612 Male 90°, type C/2,  
Part No. 103-90064



## Derating Diagram

Current carrying capacity DIN C (96 pins)  
max. 2.6A at 20°C



# Product Data Sheet

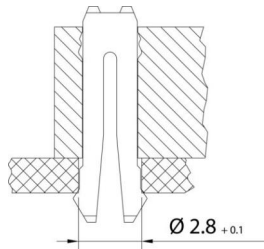
DIN 41612 Male 90°, type C/2,  
Part No. 103-90064



## Options

Board Lock 90°

Suitable for connectors with type B, C, D, E, F, G male connectors and R female connectors



| Type of Insertion | Forces |                    |                | PCB Thickness | Part Number |
|-------------------|--------|--------------------|----------------|---------------|-------------|
|                   | $F_m$  | not soldered $F_h$ | soldered $F_h$ |               |             |
| Locked            | < 30 N | > 10 N             | > 20 N         | $\leq 1.6$ mm | 103-90064C1 |
| Under Tension     | < 30 N | > 7.5 N            | > 20 N         | > 1.6 mm      |             |

## Modifications

Available on request

- Pre-mating and late-mating contacts
- Contact arrangement
- Performance levels I + III or customer-specific
- Special contact length

## Accessories

» DIN 41612 Coding pliers  
Part Number 894-301

# Product Data Sheet

DIN 41612 Male 90°, type C/2,  
Part No. 103-90064

---



## Drawings

Component data in 2D and 3D format you can download here:

[» PDF](#)

[» 3D IGES](#)

[» 3D STEP](#)

[» 3D PDF](#)