

Product Data Sheet

DIN 41612 Male 90°, type C/2,
Part No. 103-90006

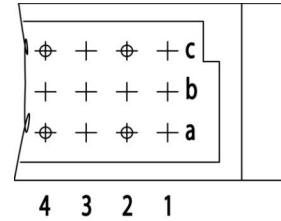
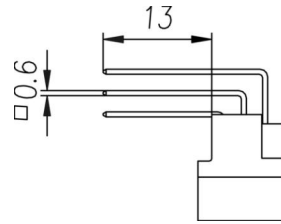



Illustration similar



Perpendicular



Through Hole



Rugged

- Termination length 13 mm
- 16 contacts
- solder
- performance level 2



» to product on www.ept.de



» to product group DIN 41612

Product Data Sheet

DIN 41612 Male 90°, type C/2,
Part No. 103-90006



Technical Specifications

Basics

Specification	IEC 60603-2 (DIN 41612)
Performance Level	2
No. of Contacts	16
Termination Technology	solder
Termination Length	13 mm
Operating Temperature Range	-55°C to +125°C

Material

Insulator Material	PBT glass filled UL 94 V-0
CTI value <i>IEC 60112</i>	200
Contact Material	Copper alloy

Mechanical

Pitch	2.54 mm
Mating Force	< 15 N
Separating Force per Pin	> 0.15 N
Durability	400 mating cycles

Electrical

Operational Current	2.6 A
Contact Resistance	<20 mΩ
Clearance and Creepage	≥ 3.0 mm
Insulation Resistance	>10 ⁶ MΩ
Test Voltage	1000 V

Processing

Soldering Temperature	to 260°C
-----------------------	----------

Approval / Compliance

UL file	E130314
Environment	RoHS compliant

Product Data Sheet

DIN 41612 Male 90°, type C/2,
Part No. 103-90006



Derating Diagram

Current carrying capacity DIN C (96 pins)
max. 2.6A at 20°C



Product Data Sheet


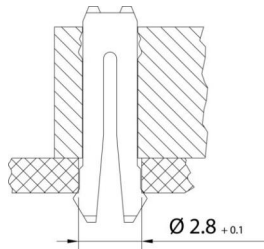
DIN 41612 Male 90°, type C/2,
Part No. 103-90006



Options

Board Lock 90°

Suitable for connectors with type B, C, D, E, F, G male connectors and R female connectors



Type of Insertion	Forces			PCB Thickness	Part Number
	F_m	not soldered F_h	soldered F_h		
Locked	< 30 N	> 10 N	> 20 N	≤ 1.6 mm	103-90006C1
Under Tension	< 30 N	> 7.5 N	> 20 N	> 1.6 mm	

Modifications

Available on request

- Pre-mating and late-mating contacts
- Contact arrangement
- Performance levels I + III or customer-specific
- Special contact length

Accessories

» DIN 41612 Coding pliers
Part Number 894-301

Product Data Sheet

DIN 41612 Male 90°, type C/2,
Part No. 103-90006



Drawings

Component data for this product you can request through sales@ept.de