

Product Data Sheet

DIN 41612 Female straight, type B/3,
Part No. 102-80075

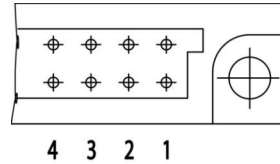
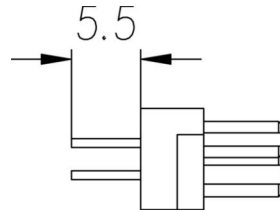



Illustration similar



Perpendicular



Through Hole



Rugged

- Termination length 5.5 mm
- 20 contacts
- hand solder
- performance level 2



» to product on www.ept.de



» to product group DIN 41612

Product Data Sheet

DIN 41612 Female straight, type B/3,
Part No. 102-80075



Technical Specifications

Basics

Specification	IEC 60603-2 (DIN 41612)
Performance Level	2
No. of Contacts	20
Termination Technology	solder
Termination Length	5.5 mm
Board-to-Board Distance	16.85 mm
Operating Temperature Range	-55°C to +125°C

Material

Insulator Material	PBT glass filled UL 94 V-0
CTI value <i>IEC 60112</i>	200
Contact Material	Copper alloy

Mechanical

Pitch	2.54 mm
Mating Force	< 18 N
Separating Force per Pin	> 0.15 N
Durability	400 mating cycles

Electrical

Operational Current	2.6 A
Contact Resistance	< 20 mΩ
Clearance and Creepage	≥ 1.2 mm
Insulation Resistance	> 10 ⁶ MΩ
Test Voltage	1000 V

Processing

Soldering Temperature	to 260°C
-----------------------	----------

Approval / Compliance

UL file	E130314
Environment	RoHS compliant

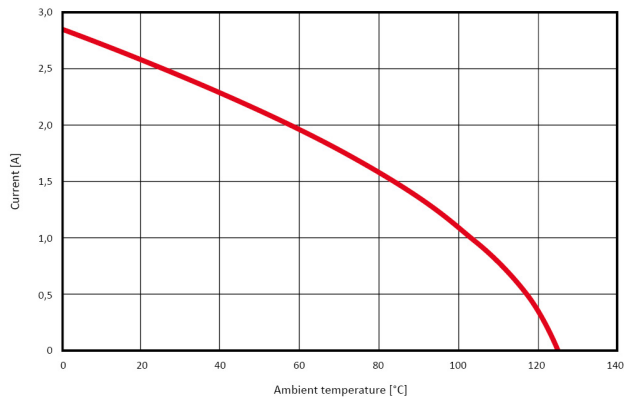
Product Data Sheet

DIN 41612 Female straight, type B/3,
Part No. 102-80075



Derating Diagram

Current carrying capacity DIN C (96 pins)
max. 2.6A at 20°C



Product Data Sheet

DIN 41612 Female straight, type B/3,
Part No. 102-80075



Modifications

Available on request

- Without flange
- Special contact length
- Performance levels I + III or customer-specific
- Contact arrangement

Accessories

» DIN 41612 Coding type B and C
Part Number 104-19003

Drawings

Component data for this product you can request through sales@ept.de